

# Release Notes

---

## Winpos Mega - Version 1046 Release

---

22 February 2024

---

### Release Notes

Winpos Mega - Version 1046 Release

22 February 2024

#### Enhancements & Changes

Changes for Pre-order to Total Order Board (TOB) and Order Ready Board (ORB) (#507)

TOB / ORB filters added for profit centers (#502)

Article / stock data population and new 'Company' level (#2037)

New: 'One report per day' report output option.

Changes to the Price List view in Article maintenance (#501)

Price list changes - prevent duplicate rows (#500)

Takeaway Customization (#2024)

Existing problem

Solution

Changes made

New Parameter Setting

New preset function button

Self-service

New Goods Received order types (#503)

Editing passenger numbers on old Legs (#438)

Pre-order development for Tallink (#493)

Changes to Fennoa financial management solution integration (#475)

#### Issues Fixed

Critical and Severe Issues fixed/Changes made

Other Issues fixed/Changes made

---

# Enhancements & Changes

## Changes for Pre-order to Total Order Board (TOB) and Order Ready Board (ORB) (#507)

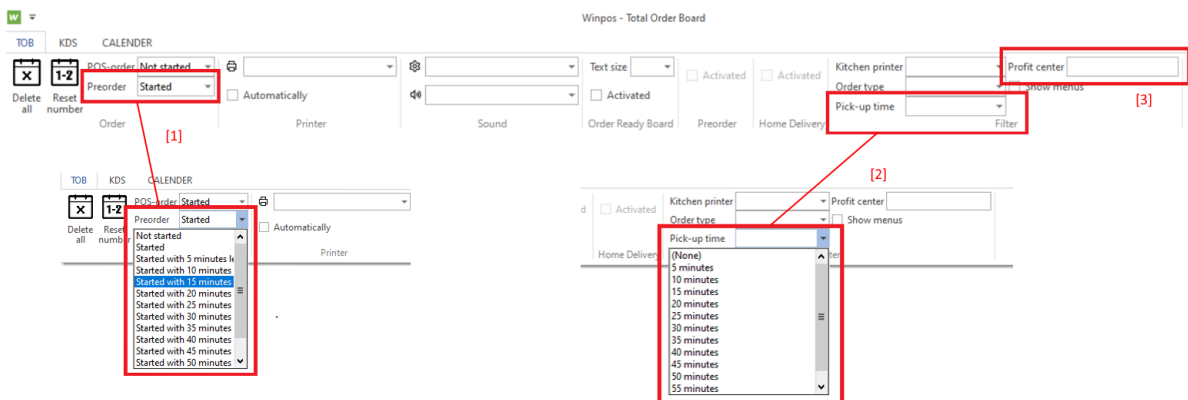
Changes have been made to TOB and ORB to improve the process for orders which arrive via Pre-order. This includes orders which are created in 'Pick and Pay', because this solutions uses Pre-order for processing orders.

### Existing problems addressed by this development:

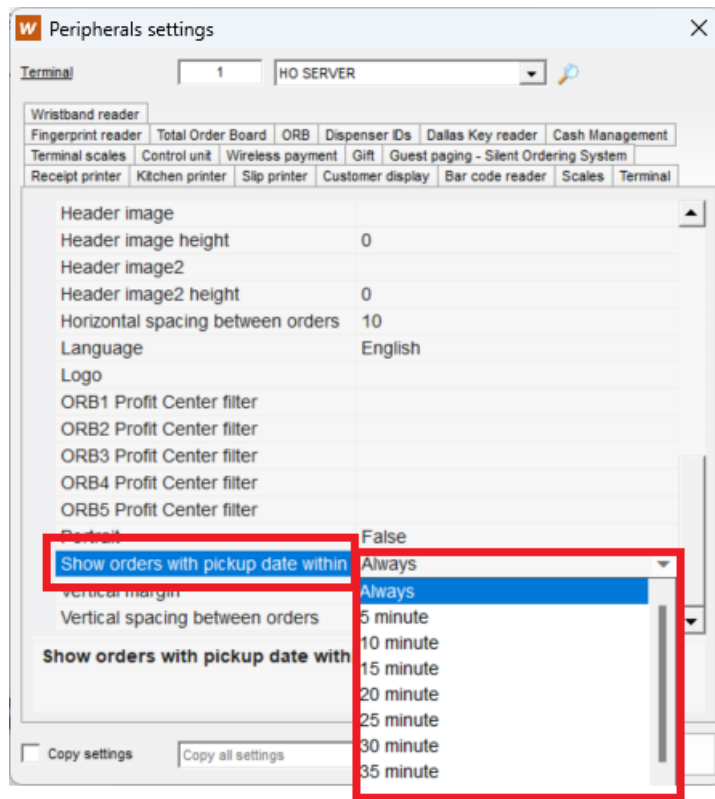
- Automatic order starting. Pre-Orders were not automatically started on TOB. This meant that staff had to manually start each order in TOB.
- Where orders are placed for a future time, this was not supported for Pre-orders and TOB. This meant that all Pre-orders were displayed on the TOB straight away, regardless of how far in the future they pick up time was (which could be several hours). This could lead to a cluttered TOB display showing orders that might not need to be made for along time.

### Changes made:

1. A new drop-down menu [1] has been added to the TOB which defines the initial state of Pre-orders and when they will then appear on the Kitchen Display Screen (KDS).
  - Not started: orders will not be started automatically.
  - Started: orders will be started automatically and sent to the KDS immediately.
  - 'Started with N minutes': orders will be started automatically but will only be sent to the KDS when the number of minutes before the pick-up time is reached. E.g. Started with 15 minutes means the order will appear on the KDS 15 minutes before that order's pick-up time.
2. Another drop-down menu [2] has been added as a display filter which controls when orders will appear on the TOB. This does not affect when the orders are sent to the KDS, just when they are displayed on the TOB in relation to their pick-up time.
3. See below for notes about the Profit Center filter [3].

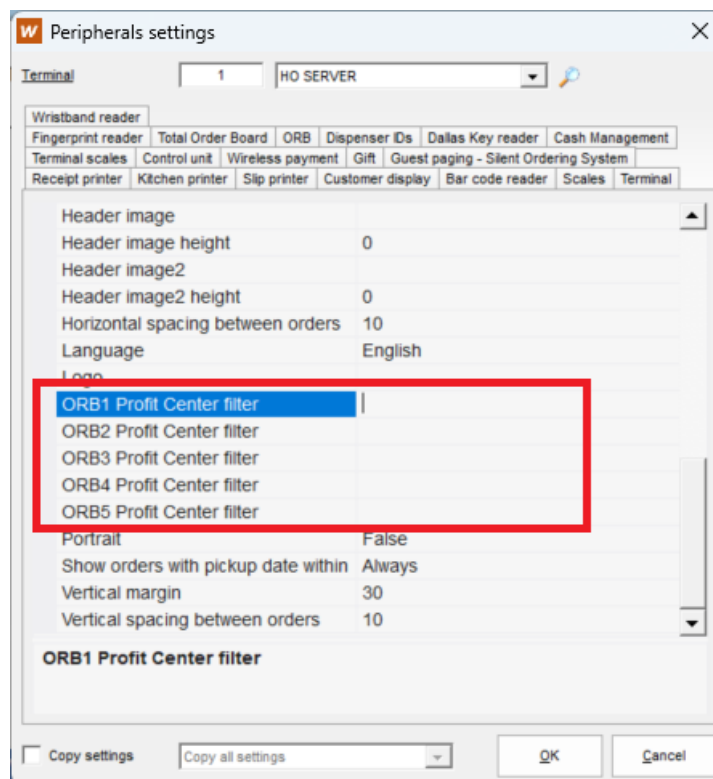


For the Order Ready Board (ORB), the settings are maintained in back office under Parameters > Peripherals > ORB tab. Here a new setting has been added to control when orders will appear on the ORB relative to their pick-up time:



### TOB / ORB filters added for profit centers (#502)

- TOB: A profit center filter [3] has been added to the TOB. See image above.
- ORB: Profit center filter settings have been added into Peripherals maintenance in Back office. It is possible to filter on up to 5 profit centers using the 5 settings that have been added:



## Article / stock data population and new 'Company' level (#2037)

Development to improve how article data and article stock data is populated in a Winpos Mega environment.

These changes will help to alleviate problems caused by having unnecessary/redundant article and article stock records in a system. In turn this will help improve areas such as: speed of article creation, speed of client database updates, and general data management.

A new level called "Company" has been introduced to facilitate these improvements.

Company can be defined from Profit center, Profit center group, or stock center, and then set per article.

Settings define how article and stock data is then created, populated, and transferred across the environment.

For further details please refer to separate document: "Winpos v1046 Release Note 2037 Article Stock data population and new Company level.pdf"

### New: 'One report per day' report output option.

The following reports now have the option to generate one report per day:

- 1: Shop
- 79: Bookkeeping account
- 92: Z-Day report
- 152: Z-Day Terminal report

A new 'One report per day' option is available when choosing to run the report between 2 date intervals (max 60 days). When selected, the report creates one report per day instead of one accumulated report for the entire interval.

The screenshot shows the 'Individual reports' dialog box with the following details:

- Report:** 1 (Shop)
- Period:** 2 (Day)
- Date:** 03/04/2023 to 07/04/2023
- Time:** 00:00:00 to 00:00:00
- From shift:** (empty)
- To shift:** (empty)
- Route:** (empty)
- Route:** (empty)
- One report per day:**  (highlighted with a red box)

Buttons at the bottom: Add report row, Delete report row, Start report, Up arrow, Down arrow, Close window.

## Changes to the Price List view in Article maintenance (#501)

In the existing Price List view accessed from Article Maintenance, price lists were displayed even if the article was not in that pricelist.

Options have been added (see settings, below) to change this behaviour, so, for example, a price list will only be displayed in the view if the article is on the price list.

A new parameter setting has been added:

### **Backoffice.Article pricelist window database view = '*selection*'**

*Selection* = one of the following 3 options:

- 'Traditional': Pricelists work as before.
- 'Database': Pricelists show associated pricelists as they are in the database. A pricelist will therefore only be shown in the Article Maintenance price list window if the article is on the price list.
- 'Database only, price allowed': Works the same as 'Database', but is restricted so that the user can only modify price, or add or delete a row.

## Price list changes - prevent duplicate rows (#500)

A mechanism has been added to prevent duplicate Article rows in Price lists.

This is controlled by the following Parameter setting:

### **Article.advanced reference validation = False/Level1**

If set to 'Level1' then a check is made each time a row is added to a price list, or a list is confirmed in price lists on whether there are any duplicated article rows.

Note: duplicate article codes are still allowed if the quantity is different on the duplicated article rows.

## Takeaway Customization (#2024)

### Existing problem

'Take away' and tax class / bookkeeping account functions are connected to each other. This connection means that activating 'Take away' sales activates the use of Tax 2 and Account 2. This creates a problem in environments where articles may have different tax or account used in situations which are not related to the selection of 'Take away' or 'Eat here'. This is the case for example in some cruise systems, where restaurants are always using zero tax whether the customer wants the order as 'Take away' or not.

### Solution

The problem described in the introduction, above, has been solved by separating the traditional Winpos Take away function into 2 separate functionalities:

1. Activating Tax2/Account2 or Tax1/Account1
2. Activating Takeaway or Eat In order type

### Changes made

#### New Parameter Setting

A new Parameter setting has been added

*REG.Take away taxfree only tax and account change = True/False*

True: Activates the new 'separated' functionalities.

- When True, activating the existing 'Takeaway/Tax free' sales function only affects whether Tax1/Account1 or Tax2/Account2 are used.
- When True and activating the old 'Takeaway/Tax free' sales function, the sales basket shows text "Tax 2" instead of the text "Take away".

False (Default): Works as existing.

#### New preset function button

A new Preset function button has been introduced: Type 178 - 'Order type'.

When selected in REG, it 'toggles' the mode to 'Take away'. If selected again, it returns the mode to 'Eat here'.

NOTE: The toggle in mode is only active for the current transaction. When a new transaction starts, the mode is reset to 'Eat here', and 'Take away' will only be re-activated if the Order type button is pressed again in the new transaction.

When 'Take away' is activated, the text "Take away" is displayed in the sales basket.

## Self-service

If *REG.Take away taxfree only tax and account change = True*, then the existing "Take away / Eat here" customer choice works with the new 'Order type' functionality.

This means:

- The customer's order type selection does not affect which Tax or Account code (1 / 2) is used.
- The customer's order type selection is still used to communicate the order type to Staff, kitchen printers and screens, receipt, etc.

## New Goods Received order types (#503)

New order types have been added to make it easier for users when carrying out 'negative Goods received' transactions in Back office.

The new order types are:

- Return
- Reclamation
- Correction - manual entry

Note: The new order types only apply to Goods received.

For further details please refer to separate document: "Winpos v1046 Release Note 503 New Order Types for Goods Received.pdf"

## Editing passenger numbers on old Legs (#438)

It is now possible in Back office to edit passenger quantities on Legs that have been completed within the last month.

## Pre-order development for Tallink (#493)

Using **Winpos Logistic Manager** application, it is possible to receive customer pre-orders, pick, pack and deliver items to customers in Tallink's cruise/ferry environments.

Pre-orders are placed by customers either on on-board at a POS terminal, or via Tallink's website.

Orders are delivered to customers on the ferry (e.g. at their car), or on shore when they disembark.

Please refer to separate documentation for further details.

## Changes to Fennoa financial management solution integration (#475)

- Added tax parameters
  - Fennoa data transfer is triggered when running report 79 Bookkeeping, but only when 'Zero records' option is used with the report
- 

## Issues Fixed

*Over 60 issues fixed.*

### Critical and Severe Issues fixed/Changes made

- **Back office (Peripherals maintenance > Customer display (Dual screen))** : Resolved an issue with copy settings and pictures with Dual Screen customer displays. (**#2020**)
- **Back office (Customer Maintenance > Last purchases)**: An issue has been fixed with the 'Last purchases' view in Customer maintenance. Now, if something has been sold to a customer with a parallel card, and that parallel card is moved to another customer, then the 'new' customer's 'Last purchases - main customer card' view no longer shows the old customer's data. (**#7872**)
- **Back office (Sales statistics > Electronic journal)**: Fixed an issue with the Electronic journal and rounding issues when displaying receipt data (**#7839**)
- **Back office (Sales statistics > Invoice ledger)**: Various changes (**#7846**)
  - The 'Details' button no longer prints the invoice, instead it previews it
  - The output method 'E-mail' automatically completes the e-mail form if the customer has one defined
    - If no information is defined, then the same pop-up asking for information is displayed as before
    - If the data filled in on the customer card is not in a functional e-mail format, the same pop-up is displayed as before
  - Fixed an issue with the 'Join invoice' function that enabled infinite copies of article rows
- **Bookkeeping**: Debit and Credit now balance correctly when using Parameter setting *Account.Accounts on discounts = True*. Note: This means that all discounts must have a bookkeeping account even though they are not in use. (**#2164**)
- **Data transfer (bServer/bClient)**: Fixed an issue where some parameter settings were being incorrectly transferred to clients in some cases (**#7910**)

For example, when using functionality in REG: 'Direct sales not allowed' or 'Article unavailable':

  - the changes would be passed via Branch server to other Branch clients.
  - this could mean that one Branch client could make items unavailable for other Branch clients.
- **EcEle**: Fixed bug so that the correct data is created when returning an invoice. (**#7973**)



- **EcEle/ECDataServer/Reg:** Fixed an issue so that the following existing Parameter settings work correctly together: *EcEle.Recipe article get PurchPrice from items = True* and *Reg.Recipe-ECDataServer = True*. (**#7983**)
- **ECDataServer/Reg:** A recipe item is no longer added to the Client database if Parameter setting *Reg.Recipe ECDataServer = True*. (**#7982**)
- **ECDataServer/Reg:** Fixed issues with 'common stock' functionality caused by combination of certain types of recipe articles, certain common stock settings, and parameter setting *Reg.Recipe rows will be included in ECDataServer = True*. (**#1967**)
- **EMV card integration (Poplapay):** Fixed a bug which resulted in a crash when using Poplapay asynchrony payment with *Parameter: 'REG.Show form X seconds'* (**#7905**)
- **ExchangeStockTable:** Resolved issues relating to ExchangeStockTable / large databases / end of day / update shop. (**#7869**)
- **LicenceView / MSI package:** Fixed an issue where LicenceView did not work correctly with Mega4 MSI-package installations. (**#7944**)
- **REG (POS):** Fixed an issue with one-shot button type 63 (All orders) so that part-delivered order statuses that are created using the button are updated correctly. Additionally fixed a minor issue with the quantity in the grid not updating correctly, if edited and the OK button was pressed immediately. (**#7897**)
- **REG (POS):** Fixed a bug where a 'Deposit' article would be added as a recipe item under sub-recipe instead of under normal article. (**#7922**)
- **REG (POS):** Fixed issues caused by Parameter setting *Reg.Deposit article* differing on server and client. (**#7962**)
- **REG (POS):** Fixed a campaign issue where an extra item was added on the final receipt, and also displayed incorrect purchase price. (**#7964**)
- **REG (POS)** Fixed a bug which meant that Variable Price functionality did not work. (**#1978**)
- **Reports:** Fixed a memory leak in the reporting module (ReportMega3). The service no longer consumes memory leading to crashes (**#6088**)
- **Self-service:** An issue with Security Element has been fixed in self-service. Now, if existing Parameter "Message confirm by Manager" is Yes and no Security Element picture is used, the self-service will still ask for Manager confirmation when adding an age-restricted item to the basket. (**#1959**)

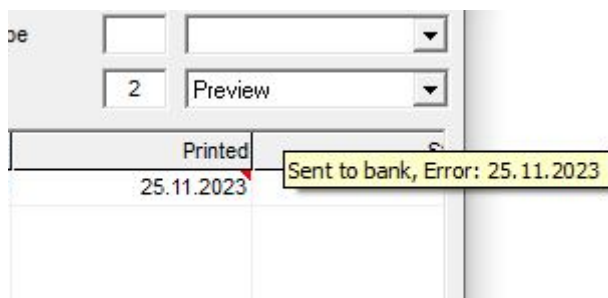
## Other Issues fixed/Changes made

- **Back office:** Fixed a scaling issue when running Back Office via Remote Desktop Connection and Windows scaling is in operation.
- **Back office (Article maintenance > Sales account (Cruise mode)):** A scroll bar has been added to the 'Cruise mode' Article Maintenance > Sales Account window so that all the different legs of a selected route can be viewed. (#7787)
- **Back office (Article maintenance > Stock Adjustment):** It is now possible to Cancel a search in Article Maintenance > Stock Adjustment.
- **Back office (Get External Data):** Added more logging for tables (#7850):
  - PluTable
  - StockPluTable
  - EanTable
  - StockEanTable

Errors are logged into 'ErrorImportExportLogfile'.

Other logging is into 'InfoImportExportLogfile'.

- **Back office (One-shot button maintenance):** Fixed an issue in one-shot button maintenance where copy/paste of one-shot buttons did not always work. (#1963):
- **Back office (Sales statistics > Electronic journal):** It is now indicated visually on receipts if receipt line 'Delivery Quantity' is not the same as 'Quantity' (i.e. JournalItem.DeliveryQty not same as JournalItem.Qty).
- **Back office (Sales statistics > Invoice ledger) (#7984):**
  - Added new Parameter setting '*Invoice.Show ToolTips on Invoice Ledger = True/False (Default = False)*' which enables tooltips in Invoice Ledger.
  - The tooltips show information about the sent status of an Invoice, including whether 'Sent OK', or if there has been an error:



- **Back office (Sales statistics > Profit center):** Improvements have been made to Profit center sales statistics reporting with Period type 7 (Routes and Legs) (#5959)
  - Leg time is now displayed in the selection screen
  - The whole of the Leg number is displayed in the selection screen
  - It is possible to enter To/From Leg numbers to report on
- **Back office (Serial number type articles):** Fixed issues which meant it was possible to add duplicate serial number codes. (#7954)

- **Back office (Stock movements):** In Stock movements, the contents of the Additional Info field no longer disappears when the box for 'External stock movement' is checked. (#1958)
- **Back office (Terminals maintenance):** Fixed an issue where removing the value from the Guest Check field did not transfer the change to the clients. (#2017)
- **Card payments (EMV) - Asynchronous setup:** Fixed an issue with asynchronous card payments when using just one payment terminal. Previously when sending a second payment to the terminal, the processing failed in several ways. Now, it is only possible to send one payment to the terminal at a time; if a second payment is sent, the system will display a warning: "Payment terminal is busy". (#2058)
- **Data transfer:** Zip files used in data transfer are now automatically deleted if they are zero size (0 KB) so that they don't block the transfer process.
- **Euronics (Light version):** The currency tab is now working again (#7860)
- **Labels:** Label generation has been modified to accept more advanced rdcl files (#7943)
- **KDS:** Fixed an issue when using a KDS layout with two separate printer queues and one queue had multiple printers. (#7956)
- **KDS:** Fixed an issue where KDS would display transaction voids twice on the screen. Occurred when Parameter setting *REG.Void transactions updates existing orders = TRUE*. (#1957)
- **Preset buttons:** Fixed an issue that stopped the use of Preset function button '131 - Preparation step' on clients from transferring to the server. (#2010)
- **Recipes:** Fixed an issue related to *Parameter: REG.Recipe rows will be included in ECDataServer=True*, in which recipe articles caused empty zero priced rows to appear (#7942)
- **Recipes:** Fixed an issue with the purchase price of recipes relating to zero quantity in the recipe item (#7945)
- **REG (POS):** Changing the quantity on an article with a Deposit article already in the sales basket, now also correctly changes the Deposit article quantity (#7880)
- **REG (POS):** Fixed an issue where it was slow to open the Menu with big article databases
- **REG (POS):** Fixed an issue with existing Parameter setting *"Reg.Concession barcode"*. Now, if the code does not exist, the missing code is displayed.
- **REG (POS):** One-shot button type 86 (Order) will now always send email to the address entered by the user, even if the supplier is associated with a different email address in Mega. (#7897)
- **REG (POS):** Fixed a bug relating to sales orders. (#7985)
- **REG (POS) (Light version):** Fixed a bug where, if price was changed in the sales basket and Enter was not pressed, it resulted in issues with the receipt. (#7867)
- **REG (POS) (Light version):** Fixed an issue which caused a system error when using Parameter setting *Reg.Version = Light* and *Reg.Login with password = True*. NOTE: This now also means that the light version will always show the login screen when REG is started or a transaction is ended (if it is setup to do so). (#7904)
- **Reports (Report 12 - Articles - Stock balance):** Fixed an issue related to Inventory which resulted in incorrect stock values being reported. (#7848)
- **Reports:** Fixed an issue where switching between different reports in Reports grid in back office caused error when using period 9 (Route) (#6613)
- **Reports:** Fixed an issue with reports when run with a combination of Hour period and defined timeslots (#7915)

- **Self-service:** Issue fixed with one-shot button type 136 (Article pop-up - Article group) so that the text is correctly aligned on the button. (#7955)
- **Stock (Offline stock):** Fixed an issue with offline stock which occurred when 2 x stock updates were confirmed in the same second and resulted in a conflict in the numbering logic. Resolved by changing the numbering logic to include milliseconds. (#7735)
- **Stock (External stock movements):** Fixes made: (#7625)
  - The 'run report' document now has text "External" in the header if it is an external stock movement list
  - Fixed print preview errors caused by certain parameter combinations
  - Fixed a run-time error when the sending and receiving stock were the same
- **Stock (External stock movements):** Stock > Confirmed > Movement > Search now has a new option 'External'. When activated, only external stock movements are shown. Note: The External checkbox is only available if External Stock Movements are enabled. (#7636)

The screenshot shows a 'Search' dialog box with the following elements:

- Search Criteria:** Period (input field with '2'), Day (dropdown), From stock, To stock, Stock center group, Stock center area, and Stock center division (all dropdowns).
- Date and Time:** Start date: 16/04/2024, End date: 16/04/2024, Start time: 00:00:00, End time: 00:00:00.
- Day Selection:** A list of days from Monday to Sunday, with Monday selected.
- Bottom Controls:** Template (input field), Group by (checkbox), External (checkbox, highlighted with a red box), OK (button), and Cancel (button).

- **Stock (Goods received):** Fixed an error in Goods received related to Waybill import (#7925)
- **Stock (Waste):** Fixed an issue where entering the cause of the Waste could be avoided with value '0' (#7882)
- **Stock (Waste):** Fixed an issue where stock was not working correctly with assortments, where the assortment items have their own stock.  
e.g. T-shirt article that has 2 colours (black and white), where each colour has its own EAN code and own stock. Previously the stock reduction was made only on the main article. Now it is correctly made against the stock of the 'colour' T-shirt stock. (#2040)
- **Subscriptions:** The automatic numbering of SubscriptionNr now gives the correct sort order
- **'Void window':** Improved the wording of the Void window warning message. (#7881)
- **Winpos Mobile:** When starting Winpos Mobile for the first time, it now uses the correct one-shot button instead of defaulting to level 1. (#1953)
- **Winpos Mobile:** Fixed an issue with Winpos Mobile stock functionality which prevented transactions from being completed due to 'currency mismatch' between profit center and stock location. NOTE: If Stock Location and Profit Center both have Countries assigned, then they must be the same. (#1951)
- **Winpos Mobile (backend - v1.4.5):** Fixed an issue where stock functions in Winpos Mobile would incorrectly update the default stock location when making stock updates into other (non-default) stock locations. (#2195)

- **WinposRunSQLMega3:** The program now generates daily logs into \Logs\WinposRunSql.  
(#7899)