

Release Notes

Winpos Mega - Version 1048 Release

12 May 2025

Release Notes

Winpos Mega - Version 1048 Release

12 May 2025

Enhancements & Changes

New Function button #183 'Articles Unavailable - Profit Center' (#2988)

New 'Total Discount' Discount type (#2833)

REG and Dual Screen Customer Display - Ability to show 'Amount Due' in multiple Foreign Currencies (#2988)

Inventory Group/Sheet - Extended Sort options (#2909)

Branch Local Changes (#3226)

WDS v2.0 (WDS Refactoring) (#3014)

Refactoring

Automatic Testing

New POST methods

Self-service: New option to upload pictures to the database (#3272)

Self-service kiosk: 'Start Over' button changes (#2173)

Self-service kiosk - Multiple time slots for self-service open hours (#2788)

Self-service kiosk - Rationalisation of existing parameters (#2831)

Sales Dashboard - New 'Reports' functionality (#3012)

Sales Dashboard - Profit Center restrictions for Cashier (#3015)

Finnlines QR Code / Print Ticket enhancement (#3093)

Finvoice - New option to only show Articles sold in REG on Invoice (#2840)

Finvoice - Support for special characters (#3449)

Kitchen Prints (Table number and Transaction Voids) (#2712)

POS/REG - Changes to 'Modifiers Page' layout (#3040)

Issues Fixed

Critical and Severe Issues fixed/Changes made

Other Issues fixed/Changes made

Enhancements & Changes

New Function button #183 'Articles Unavailable - Profit Center' (#2988)

A new function button has been added which makes it possible to limit 'Articles Unavailable' to a certain Profit Center.

The screenshot shows the 'Preset button settings' dialog box. On the left is a table with columns: Description, Price, Quantity, and Total. On the right are various settings fields. The 'Type' field is highlighted with a red rectangle and shows the value '183' and the text 'Articles unavailable - Profit center'.

Description	Price	Quantity	Total

Terminal: 2 T1 - BAR - 69

Preset button settings

Preset button: 34 Article Unavailable - Profit Center

Type: 183 Articles unavailable - Profit center

Number:

Button text: Article Unavailable - Profit Center

Additional information:

Picture:

If no Profit Center number is defined in the button's Number field, then the currently active Profit Center is used when articles are added to the 'Articles Unavailable - Profit Center' basket in REG.

Note: The 'currently active Profit Center' is either the terminal's own Profit Center, or the Profit Center which has been set using the 'change Profit Center' function.

If a Profit Center number is defined in the button's Number field, then that is the Profit Center which the Articles Unavailable - Profit Center function applies to when used, irrespective of the terminal's own Profit Center, or any Profit Center set using the 'change Profit Center' button.

New 'Total Discount' Discount type (#2833)

Added a new Discount type 3 'Total Discount'.

The screenshot shows the 'Discount settings' dialog box. The 'Type' field is highlighted with a red rectangle and shows the value '3' and the text 'Total discount'.

Terminal: 2 T1 - BAR - 69

Discount function

Discount: 1 10% Total Discount

Description: 10% Total Discount

Button text: 10% Total Discount

Type: 3 Total discount

Allow more discount: 1 Manager only

Value: 10.00

Bookkeeping account: 200 Discounts 10%

Creation date: 30/11/1999

Last modified: 16/04/2025

☒ Activated ☒ Manager rights required

☒ Per cent ☐ Display Discount calculation window

☐ Ask reason

☐ Copy settings Copy all settings

OK Cancel

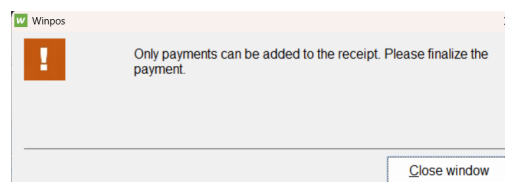
Type 3 'Total Discount' supports both "%" and 'Value' discount.

The new Total Discount works in conjunction with existing Parameter Setting: *REG.Only payment rows can be added after partial payments = TRUE/FALSE*.

When set to FALSE, the new type 3 'Total Discount' works the same as the existing type 2 'Subtotal discount'.

When set to TRUE, the type 3 'Total Discount' works as follows:

- When a Total Discount is added to the sales basket, only the following can be applied to the basket after it:
 - Payments
 - Additional Total Discounts
- In other respects, Total Discount works the same as Subtotal discount. The difference with Total Discount is the restriction about what else can be applied to the sales basket after a Total Discount has been added.
- If an attempt is made to add something other than a Payment or Total Discount after a Total Discount, REG prevents the addition and displays a message:



REG and Dual Screen Customer Display - Ability to show 'Amount Due' in multiple Foreign Currencies (#2988)

It is now possible to show 'Amount Due' in more than one currency (previously this was limited to 1 currency). This affects Amount Due shown to the Cashier in REG and on the Dual Screen Customer Display.

Multiple 'Amount Due' currencies are configured by entering the Currency numbers as a list in the existing 'Amount due currencies' field in Customer Display - Dual Screen maintenance in Back office > Parameters > Peripherals.

W Peripherals settings

Terminal 2 T1 - BAR - 69

Wristband reader
Fingerprint reader
Terminal scales
Receipt printer

Total Order Board
Control unit
Kitchen printer

ORB
Wireless payment
Slip printer

Dispenser IDs
Gift
Customer display

Dallas Key reader
Guest paging - Silent Ordering System
Bar code reader

Cash Management
Scales
Terminal

Customer display DUAL SCREEN

Port

Computer name

Receipt

Advertise

Show in random order

Cb sign on screen

Cashback background

Sec.before adv.start

Adv.shown

Convert table

Amount due currencies 1,3

Underline

Uppercase letters

Display Recipe articles

e.g.

1 pcs	Mickes 3 Courses Meat Delight...	49,00 EUR
1 pcs	Beef Tartare	EUR
1 pcs	Archipelago Lamb	EUR
1 pcs	Chocolate fondant	EUR
Amount due:		49,00 EUR
		588,00 SEK
		588,00 NOK

Inventory Group/Sheet - Extended Sort options (#2909)

With Inventory Groups, new 'Extended' sort options have been added to Inventory Sheet.

Extended sort provides up to 3 'Levels' of sorting.

The 'Extended' sort options are available by selecting from the 'Sort by' drop-down in the Inventory Sheet window:

W Inventory sheet

Inventory group 74 Shop NH

Inventory sheet 113 Shop-Perfume

Stock location 61 SHOP NH

Sort by Extended

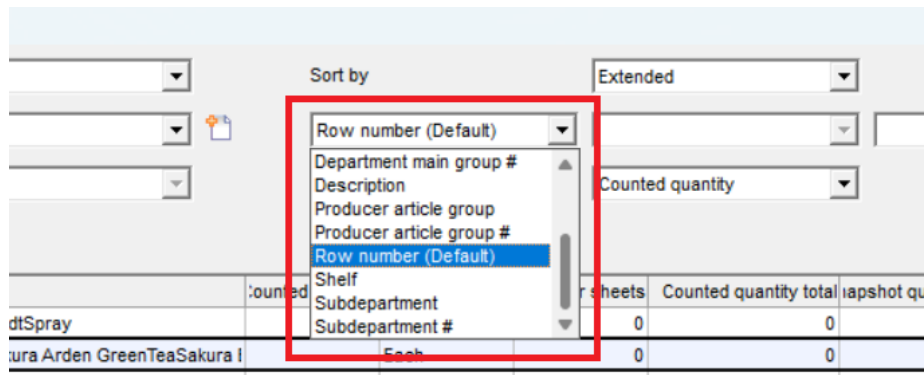
Row number (Default)

Move cursor after Enter to Counted quantity

Add different units

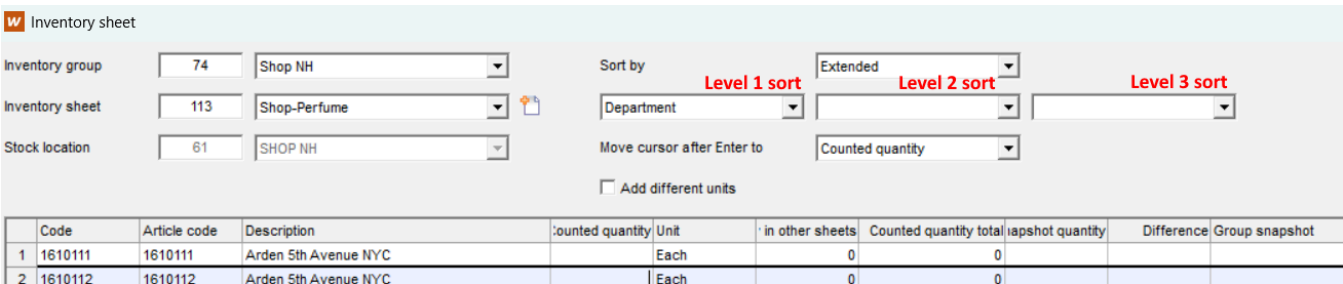
	Code	Article code	Description	Counted quantity	Unit	in other sheets	Counted quantity total	Snapshot quantity	D
1	1610001	1610001	Arden PomegranateEdtSpray		Each	0	0		
2	1610002	1610002	Arden GreenTeaSakura Arden GreenTeaSakura		Each	0	0		
3	1610003	1610003	Arden SakuraHoneyDrop Arden GreenTeaSakura		Each	0	0		
4	1610004	1610004	Armani Ad Gio EDT		Each	0	0		
5	1610005	1610005	Armani Code EdT		Each	0	0		

With 'Extended' selected, the adjacent left-hand drop-down ('Level 1' sort) is then enabled, which provides extensive options for sorting:



Sort by 'Row number (Default)' is the default selection in 'Level 1 sort', as shown above.

When any sort order other than 'Row number (Default)' is selected in 'Level 1' sort, the drop-downs for Level 2 and Level 3 sorts are enabled.



Level 2 and 3 sorts have the same extensive selection as Level 1 sort, except:

- Row number (Default) is not available in Levels 2 and 3
- 'Empty' sort if an available selection in Levels 2 and 3

The sort order applied to a sheet is as follows:

1. Level 1 sort, then...
2. Level 2 sort (if selected), then...
3. Level 3 sort (if selected), then...

...if there are still items which are level in sort order, they are sorted finally by article name.

Sort options

Extended sort provides the following sort options:

Sort order	Source
Agent article group	PluGroupTable.Description1, when PluGroupTable.PluMainGroup=nnnnn(value from SettingsTable) (see 'Special cases', below)

Sort order	Source
Agent article group #	PluGroupTable.Code = PluGroupsTable.Code, when PluGroupTable.PluMainGroup= <i>nnnnn</i> (value from SettingsTable) (see 'Special cases', below)
Article code	PluTable.Code
Department	DptTable.Description
Department #	DptTable.Code = SdptTable.DptCode
Department main group	DptGroupTable.Description
Department main group #	DptGroupTable.Code = DptTable.DptGroup
Description	PluTable.Description1
Producer article group	PluGroupTable.Description1, when PluGroupTable.PluMainGroup= <i>nnnnn</i> (value from SettingsTable) (see 'Special cases', below)
Producer article group #	PluGroupTable.code = PluGroupsTable.Code, when PluGroupTable.PluMainGroup= <i>nnnnn</i> (value from SettingsTable) (see 'Special cases', below)
Row number (Default)	InventorySheetItem.RowNr - the order the items were entered into the sheet.
Shelf	StockPluTable.Shelf
Subdepartment	SdptTable.Description
Subdepartment #	SdptTable.Code = PluTable.Code

NOTE: Numeric sort order is applied to number and code fields (e.g. ,1,2,3,...,11,12,13,...,30,31, etc).

NOTE: For Shelf, the sort order is alphanumeric e.g. A1, A2,...,A13,B1,B2,...,B10, etc).

Special cases

The 'Agent...' and 'Producer...' sort options are special cases and work in conjunction with 2 new Parameter settings:

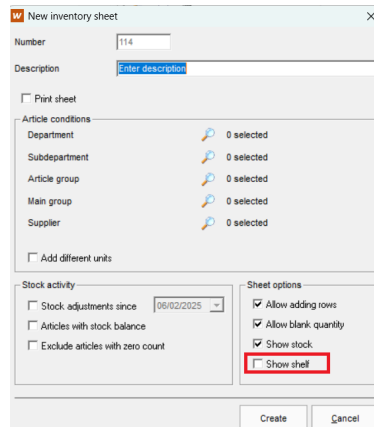
- Stock.Inventory sheet Agent main article group = 'Value'
- Stock.Inventory sheet Producer main article group = 'Value'

Where for each setting, 'Value' is a main article group number.

If the parameter has a (main article group) value against it, then those article groups belonging to that main article group will be included in the level sort.

Additional changes

A checkbox has been added to the Inventory Sheet creation dialog which if selected, will include Shelf location in the Sheet.



Branch Local Changes (#3226)

Enhancements to allow minor changes to be made locally, at branch-level.

Functions which can now be maintained locally following this development, are:

- One-shot button maintenance
- Changing Min/Max values.
- EAN Code - Enable change and delete.

Logging has been added for the above functions to capture changes made by users.

NOTE: Vessel/Branch-specific price list development under #3226 is not yet ready due to an outstanding issue. The issue ref is #3719. This development will be released in an upcoming SP of v1048

One-shot button maintenance

Added new **Parameter > Setting > Backoffice.One-shot button maintenance is allowed = False/True**

- Default is False
- If True, then at branch level, the user can open one-shot button maintenance via Terminal maintenance > One-shot buttons level link. There are certain restrictions within the maintenance window at Branch level:
 - 'Level' and 'Type' are never editable.
 - Editing Level 'details' is not allowed - either via the Level 'link' or the plus sign. Both are disabled.
 - Changes made at Branch level will be replicated to Branch Server and to other Branch Clients.

Min/Max Values

Added a new Backoffice Maintenance restriction: 'Article stock except Min/Max'.

Restrictions settings

Profit center: 39 SHOP NH
Rights: 1 super user
Program: 2 Backoffice Maintenance

Advanced User Rights

	Function not allowed	Activated	Creation date
1	All profit centers		
2	All stock locations		
3	Alternative kitchen printer		
4	Article maintenance	Restricted	05/09/2022
5	Article profit center		
6	Article stock except Min/Max		
7	Campaign maintenance		
8	Change accounts		

When applied, this restriction limits all changes in the Stock window except for Minimum and Maximum.

Stock

#	Stock location	In stock	Stock adjustment	Warning level	Maximum stock
1	61 SHOP NH	0.000 BTL 0,33L		0.000 BTL 0,33L	0.000 BTL 0,33L
2	62 FOOD NH	0.000 BTL 0,33L		0.000 BTL 0,33L	0.000 BTL 0,33L
3	63 CONSUMABLES F+B	0.00		0.00	0.00
4	64 CONSUMABLES HOT	0.000 BTL 0,33L		0.000 BTL 0,33L	0.000 BTL 0,33L
5	65 BEVERAGES NH	0.000 BTL 0,33L		0.000 BTL 0,33L	0.000 BTL 0,33L
6	66 TOBACCO NH	0.000 BTL 0,33L		0.000 BTL 0,33L	0.000 BTL 0,33L
7	67 MULTIFUNCTION SAL	0.000 BTL 0,33L		0.000 BTL 0,33L	0.000 BTL 0,33L
8	68 SUN DECK SALES NI	0.000 BTL 0,33L		0.000 BTL 0,33L	0.000 BTL 0,33L
9	69 DECK 10 SALES NH	0.000 BTL 0,33L		0.000 BTL 0,33L	0.000 BTL 0,33L

Basic information | Stock adjustment | Company

Stock location: 63 CONSUMABLES F+B NH
Stock unit:
Purchase account:
Stock account:
Common stock:
Profit center:
Warning level: 0
Maximum stock: 0

Copy settings to all stock locations ☐ Default ☒

Print preview OK Cancel

EAN Code - Enable change and delete

EAN Code maintenance is done via Article maintenance > EAN Code button.

Previously, at Branch level, it was possible to add a new EAN Code, but it was not possible to change or delete an existing one.

Now, it is possible to change or delete an existing EAN Code as well as add a new one.

WDS v2.0 (WDS Refactoring) (#3014)

WDS (Winpos Data Service) Server has been refactored and new POST methods have been added.

(WDS Client to follow soon in a future release).

Refactoring

- Table-specific code has been replaced with generic code. This has:
 - Greatly reduced the size of the code.
 - Made the code simpler.
 - Improved security (e.g. preventing SQL injection).

Automatic Testing

A test project has been developed for WDS which allows automated testing of WDS Server to be carried out

New POST methods

As part of WDS v2.0, POST has been implemented on:

- DptTable
 - SDptTable
 - RecipeltemTable
-

Self-service: New option to upload pictures to the database (#3272)

An Import function has been added to back office which allows importing of self-service pictures into the database.

A new Import button has been added to the Maintenance > Terminals > Self Service > Picture window.

- When the Import button is selected, back office asks the user to select the main folder of the pictures, and from there the import will search in the language sub-folders for the pictures to import.
- All the pictures which are available will be imported.
- Pictures imported in a server database are automatically transferred to its clients.
- When self-service is started, the system 'downloads' the pictures from the database to the self-service's pictures folder.
 - Existing pictures in the self-service's local folder will be overwritten by the same picture being downloaded from the database.
 - Any existing pictures in the self-service's local folder which are additional to those being downloaded from the database are not affected (they remain in place/are not deleted).

Self-service kiosk: 'Start Over' button changes (#2173)

Changes made to the Start Over button to help prevent issues such as:

- Customers accidentally pressing the button and the basket being cleared without warning.
- Malicious behaviour - for example, pressing the button, clearing the basket and walking away without paying.

The following changes have been made:

1. Added confirmation message which is displayed when the 'Start Over' button is pressed.
2. Added an option when 'Start Over' is pressed to require Manager confirmation to proceed and clear the sales basket.

Start Over confirmation message/process

This is enabled using 3 new kiosk pictures:

- **RestartFrm.png (background message)** (e.g. "Are you sure you want to clear the basket and start over?")
- **RestartYesCmd.png ('Yes' button)** (e.g. Yes, clear basket & start over")
- **RestartNoCmd.png ('No' button)** (e.g. "No, return to sales basket entry")

If **RestartYesCmd.png exists**, then when 'Start Over' is pressed, a confirmation message box is displayed (RestartFrm) together with 2 buttons (RestartYesCmd and RestartNoCmd).

- Pressing **RestartYesCmd** clears the sales basket and returns to the start screen.
- Pressing **RestartNoCmd** cancels the Start Over process and returns to the sales basket entry screen.

If **RestartYesCmd.png does not exist**, the functionality works the same as before.

Manager security

If existing Parameter Setting *Self service.Message confirm by manager = True*, then the Start Over background message (RestartFrm) is secured when it is displayed, and it requires Manager confirmation to proceed.

Self service timeout

The behaviour of existing Parameter Setting *Self service.Timeout time (sec) = nn (seconds)* is unchanged by this development.

So, if *Timeout time (sec)* = 30, then after 30 seconds of inactivity, the kiosk will automatically Start over and will return to the Start screen without displaying RestartFrmCmd/RestartYesCmd/RestartNoCmd.

Self-service kiosk - Multiple time slots for self-service open hours (#2788)

Added multiple time slots for the self-service kiosk open hours.

Existing functionality

Self-service already had existing functionality where the 'Open Hours' can be defined per day. (This is controlled by existing *Parameters > Settings > Self-service.Open hours Monday*, *.Open hours Tuesday*, etc through to *.Open hours Sunday* - (seven settings in total, one per day).

The value assigned to each setting is a range of time when the self-service is open on that day, in format HH:MM-HH:MM. Only one range of time could be assigned per day.

Outside the open times, self-service is locked.

New functionality

The functionality has been enhanced to allow multiple open time slots per day to be in operation.

The format is the same and uses the same settings, but now multiple open time slots can be defined by entering them as a comma-separate list.

e.g. 10:00-11:30, 13:30-15:30, 17:00-19:45, 21:00-23:00

Self-service kiosk - Rationalisation of existing parameters (#2831)

Resolved issues with illogical application of some parameter settings relating to 'Modifiers' and to 'Match together' articles in self-service.

Previously, setting *REG.Article fit show together* controlled whether both 'Modifiers' and 'Match together' articles should be asked in self-service.

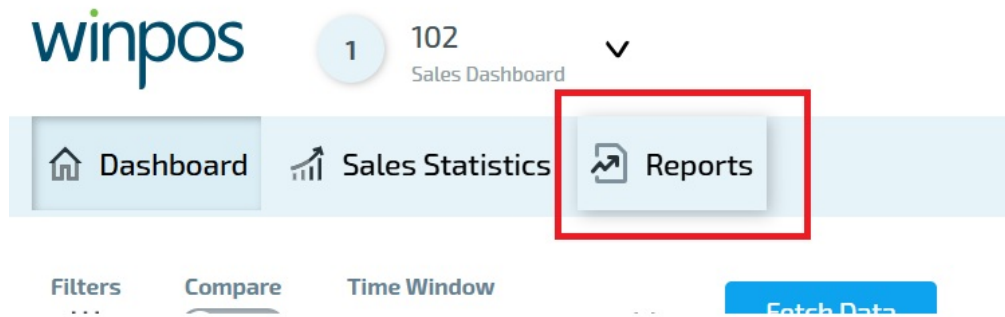
Now, the use of the relevant settings in self-service has been rationalised and these now work as follows:

- *REG.Modifiers is asked automatically*: controls whether 'Modifiers' are asked.
- *REG.Article fit show together*: controls only whether 'Match together' articles are asked.

NOTE: Care should be taken when upgrading existing customers that these settings are set correctly for their requirements.

Sales Dashboard - New 'Reports' functionality (#3012)

Reports functionality has been added to the Sales Dashboard. This is accessed from the main menu bar:



Further information is available in the Sales Dashboard guide:

<https://support.winpos.com/en/support/solutions/articles/76000054483-sales-dashboard-user-guide>

Points to note:

- Reports from the Sales Dashboard are not affected by existing setting *Public.Version parameter*. this means, for example, that the Cashier report is not renamed Waited in the Sales Dashboard when it is set as a 'restaurant' database.
- Reports from the Sales Dashboard do not have the option to remove '0 sales' rows.
- Reports from the Sales Dashboard do not show all sales if Country-specific currencies are in use. Instead, the default currency will be shown.
- When selecting 'Logout and wipe local data', no report favourites are wiped for the user. Report favourites are only wiped for the user in Settings > Report settings > 'Wipe stored Reports data' (it is recommended to logout after running 'Wipe stored Reports data' to ensure that the action takes effect before running any further reports).

Sales Dashboard - Profit Center restrictions for Cashier (#3015)

Added support for Profit Center restrictions for Cashiers.

If a Cashier is connected to a Profit Center, they will only see sales for that Profit Center in the Sales Dashboard.

Finnlines QR Code / Print Ticket enhancement (#3093)

1. Introduction

Finnlines' buffet restaurants and spas use an automated access control system where customers must show a QR-code to gain entry. The QR-codes are generated by Winpos when specific products are sold.

Using this new enhancement, the existing Winpos "Print ticket" feature is used to mark products that trigger QR-tickets. QR-codes must follow specific rules to ensure the access control system can grant or deny admission appropriately.

2. Generating QR-Codes with the Print Ticket Function

When specific products are sold, tickets with QR-codes and additional information will be printed. Each sold item generates its own ticket. For example, if 4 buffet meals are sold, 4 individual tickets with unique QR-codes will be printed.

A QR-code is generated when the keyword "FinnlinesQR" is entered in the Print ticket - Raw data window.

The QR-code contains six fields, separated by semicolons.

For further information, please refer to technical specification documentation stored with this ticket in DevOps.

Fininvoice - New option to only show Articles sold in REG on Invoice (#2840)

Added a new Parameter: **Invoice.Fininvoice separate recipe rows for same vat = True/False.**

- **False (default)** = Works as existing.
 - **True** = Removes the recipe rows from the invoice output if there is no need for them for VAT purposes (i.e. all the recipe items have the same VAT rate as the main article).
-

Fininvoice - Support for special characters (#3449)

Added support for certain special characters in the following elements:

- ArticleName
- ArticleIdentifier
- BuyerOrganisationName
- BuyerOrganisationName2
- BuyerStreetName
- RowFreeText

The special characters which are now supported are:

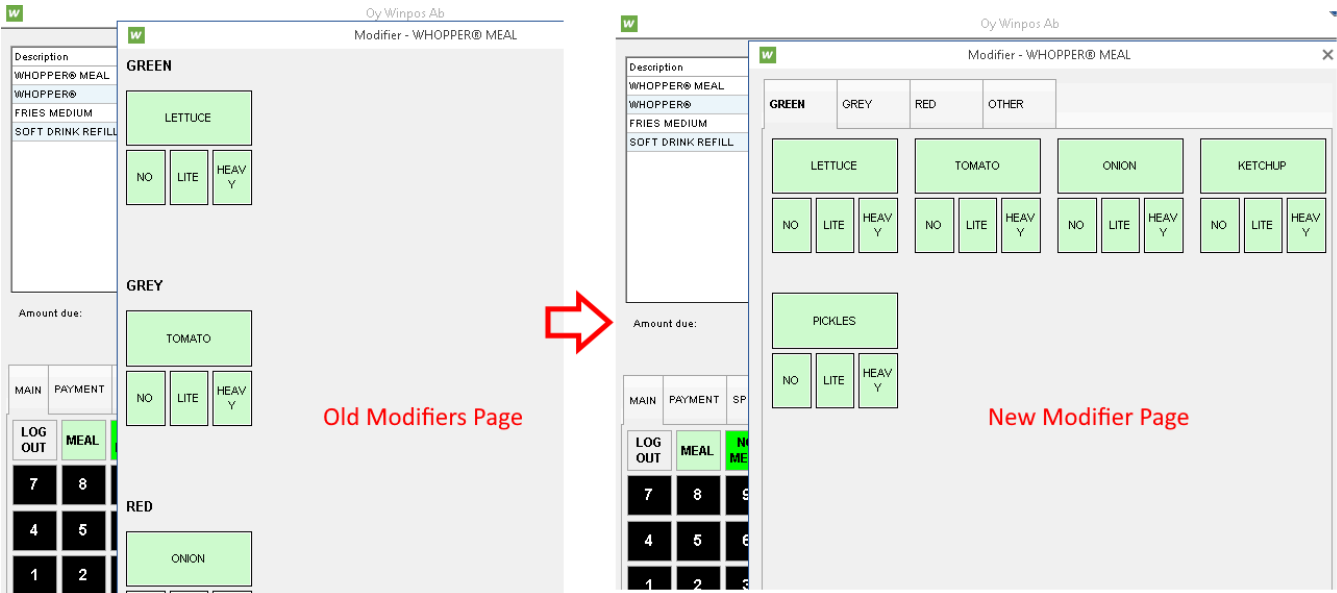
Char	Entity
&	&
<	<
>	>
"	"
'	'

Kitchen Prints (Table number and Transaction Voids) (#2712)

To assist Kitchen operations, the table number is now printed on kitchen prints (and on the receipt) for transaction voids.

POS/REG - Changes to 'Modifiers Page' layout (#3040)

The Modifiers page has been changed to a 'tabbed' layout.



Issues Fixed

Critical and Severe Issues fixed/Changes made

- **Back office (Article maintenance > Stock):** Fixed a bug in Maintenance > Article > Stock button where changing values and then searching for another article and pressing the Stock button would show the data for the first article not the second. (**#3346**)
- **Back office (Sales statistics):** Fixed an issue with 'Sales order' statistics showing no data with some Mega 2 databases. (**#3427**)
- **Back office (Templates):** Fixed issues with Templates in back office:
 - Issue where rows would disappear after deleting one type of template row and changing template type.
 - Issue where it was possible to inadvertently delete order templates when: adding new templates, deleting a row, and then once again adding a new template. (**#3358**)
- **Backup:** Fixed a bug where backup would not work after saving data in articles. (**#2300**)
- **EcEle:** Made improvements to EcEle for handling situations involving database locks when updating JournalHeader.UpdateTime and .UpdateDate. (**#3276**)
- **Finvoice:** Voiding a Finvoice batch invoice via 'Electronic journal' with a part-paid amount now generates the correct Finvoice information. (**#2841**)
- **Import:** Article import now works when the same main code is on several rows of the file being imported. (**#3038**)
- **Invoice printing:** Made changes to resolve issues with very slow Invoice printing. **#2965**)
- **KDS:** Fixed a bug which resulted in Closed orders showing as 'program code' in KDS. (**#3396**)
- **KDS:** The display no longer keeps on refreshing the order when using row selection boxes for closing the order. (**#3397**)
- **KDS:** Fixed a bug which resulted in KDS freezing when enabling the sub-department filter. (**#3400**)
- **KDS:** Fixed a bug which meant that fonts were not displayed in bold. (**#3468**)
- **KDS/kitchen printer 'generate copy' to printer:** (Back office > Peripherals, Kitchen Printer tab, icon next to 'Printer')
 - Fixed an issue where the grid shown by the 'generate copy' icon was incorrectly set to read only in standalone environments. (**#3410**)
 - Fixed an issue which resulted in duplication of the orders when using multiple KDS's with printers. (**#3411**)
 - The table number and other extra text is now printed as it should be. (**#3412**)
- **Mobile App:** Fixed an issue which meant that selling recipe articles would update stock incorrectly. (Note: the issue was related to existing setting: *REG.Recipe rows will be included in ECDataServer*) (**#3623**)
- **POS/REG:** Fixed a bug which meant no user restrictions were applied when attempting to delete items from the sales basket (using functions Delete Line / Delete Line 2). (**#2977**)
- **POS/REG:** Now, when using the search function in REG, the focus will be kept in the search field after the search is done. (**#3426**)

- **POS/REG:** Fixed a bug so that receipt reprint now works with combination: receipt with invoice payment method + selection of reprint to A4 or print preview. (**#3515**)
- **POS/REG:** Fixed an issue which meant that selling recipe articles would update stock incorrectly. (Note: the issue was related to existing setting: *REG.Recipe rows will be included in ECDataServer*) (**#3623**)
- **POS/REG ('Light' version):** Fixed issues in 'Light' version of REG where some fields were displayed as 'black boxes' or with the values obscured with black lines. (**#3442**) (**#3500**)
- **POS/REG ('Light' version):** Fixed a bug where adding an article with warranty and deleting a line caused a 'type mismatch' error. (**#3476**)
- **Self-service** Fixed an issue where the Self-service 'Admin' panel was incorrectly automatically displayed if the message "Security element, please wait" timed out at the Payment stage. (**#3036**)
- **SQL report (report 155):** The report now works correctly and no longer creates output when the query returns zero records. (**#2750**)
- **Tallink IDS Import:** The Tallink IDS import now works with the return and reclamation modes introduced in v1046 (#2025). (**#3029**)
- **Z-Day Terminal report (report 152):** Fixed an issue in EcEle so that the Grand Total on the Z-Day Terminal report is now correct when there are days with zero sales. (**#2742**)

Other Issues fixed/Changes made

- **Back office:** Fixed a bug which meant that the correct user rights were not always applied. Occurred when multiple logins/logouts to back office had been done. (**#3024**)
- **Back office:** Fixed a bug with automatic logout so that it does not activate when switching users in back office, even though parameter *Backoffice.automatic logout time* is not activated. (**#3026**)
- **Back office:** Fixed a bug relating to sort order in the grid view of kitchen printer settings (Peripherals -> Kitchen printer -> Click kitchen printer text). (**#3247**)
- **Back office:** Fixed a display issue in back office where values in some fields were obscured with black lines. Occurred in Maintenance > articles when accessed from Sales statistics > Logical errors. (**#3369**)
- **Back office (Article maintenance):** Changing an article's Department or Subdepartment now correctly updates the corresponding fields in StockPluTable. (**2768**)
- **Back office (Article maintenance):** Fixed an issue with the 'copy article' functionality. The copy function now copies the comparison unit (Article maintenance > Adverts and labels) value correctly when that value is blank. (**#3417**)
- **Back office (Article maintenance):** When copying an Article code from Excel to paste into Article maintenance, back office now removes any Tab characters embedded in the data copied from Excel. (**#3030**)
- **Back office (Article maintenance > Supplier):**
 - It is no longer possible to enter an invalid code into the Secondary unit field.
 - Date autofill now correctly adds the current date when changing Secondary unit field. (**#3665**)
- **Back Office (Article/Tax Maintenance using Fast Adjustments):** Fixed a bug related to changing an article's Tax class using 'Fast Adjustments'. Now, the Purchase price is correctly re-calculated. (**#3622**)

- **Back office (Bookkeeping accounts maintenance):** Fixed a bug in Supplier ledger > Bookkeeping accounts maintenance so that changes to the 'VAT %' field are saved if the dialog is closed using the 'X' (Close) button and the user then confirms "Yes" to "Do you want to save?". (#3373)
- **Back office ('Button' maintenance):** Fixed an issue with maintenance of button colours. If a value was entered that was larger than the maximum supported value, it would cause a crash. Now, an error message is shown and the value is automatically changed to '0'. Affects:
 - Maintenance - One-shot buttons
 - Maintenance - Guest checks
 - Parameters - Preset buttons
 - Parameters - Special window
 - Parameters - Panel
 - Back office main window - right-click on picture - menu - new shortcut

(#3523)

- **Back office (Campaigns):** Fixed a bug in Maintenance > Campaigns. When copying a campaign with rows of type 'Article' and editing a row on the copy to be a different type (e.g. type: 'Article Group'), the type of code set on the copy is now correctly saved. (#3255)
- **Back-office (Goods Received and Order):** Fixed an issue where loading a Goods Received or Order list and pressing the 'Delete list' icon would incorrectly display a message "Article not found. Add article" instead of deleting the list. (#3437)
- **Back office (Goods Received Import - Wihuri):** When importing article lists from Goods received using Wihuri settings (Parameters > Settings > Wihuri), existing values in the following fields are not updated if the corresponding values in the import file are zero:
 - PluTable.ShelfQty
 - PluTable.SalesQty

(#3501)

- **Back office (One-shot buttons):** Fixed an issue in One-shot button maintenance when using simplified workflow so that Time/Date/Days of Week functionality is now available. (#2755)
- **Back office (One-shot buttons):** Fixed an issue in One-shot button maintenance when using simplified workflow. All payment methods are now displayed in the payment method search. (#3229)
- **Back office (Payments):** The External Settings button is now disabled for payment type 40 'Integrated card handling (Mobile App)' because the necessary settings are held in Parameter > Settings > Mobile app section. (#3676)
- **Back office (Price lists):** Fixed an issue where Price list records would be incorrectly shown with a new Modified Date, even though they had not been changed. Occurred when:
 - Setting *Backoffice.Article pricelist window database view = Database*, and
 - In Back office > Maintenance > Articles, a search was made for an article with Pricelists -> and then open the Pricelist window, OK and Save. All rows would then be shown as 'Modified today' even though no changes had been made.

(#3111)

- **Back office (Price lists):** Fixed a bug which caused back office to crash when opening Maintenance > Price lists if the columns in the Price list view had been ordered in a certain way. (**#3363**)
- **Back office (Publish):** Search article in Publish no longer makes Back office crash with a run-time error. (**#3524**)
- **Back office - Reports - Adverts and labels:** Resolved issues:
 - If the assortment code is entered, it now adds the assortment instead of the main code.
 - If the main code is added, it will now list all assortment articles (the same way it works in stock functions).

(**#3496**)

- **Back office - Reports (Gift voucher transactions (190)):** In the 'Used Gift cards' section of the report, Gift voucher transactions are now reported correctly if two different#3577 gift cards have been used in the same transaction. (**#3577**)
- **Back office - Reports ('Individual'):** 'Show search options' no longer crashes if the database has more than 32767 legs to choose from. (**#3499**)
- **Back office - Reports (Payment methods (2)):** The report now works when using the 'Show search options' button in Batch/Individual Reports to select a range of Payment methods. (**#3212**)
- **Back office - Reports (X-Day report (88) and X-Day Cashier report (153)):** Fixed an issue where data was not shown correctly with some currency setups. (**#3232**)
- **Back office - Reports (Various):** Fixed issues with reports where certain texts were not being output in the correct language.
Reports affected: 173/174/179/206/209 and 2012/2029/2030. (**#3368**)
- **Customer display:** Fixed an issue with Customer display and existing setting '*Show customer restrictions on customer display = True*'. The whole sales basket is no longer hidden on the display if articles are added to the basket before the restrictions timed out (timeout controlled by existing setting *Customer restrictions shown in seconds = nn*). (**#3430**)
- **Customer display:** Fixed a bug which caused a data overflow error. This occurred with settings: '*Show customer restrictions on customer display - True*' and '*Customer restriction shown in seconds*' is more than '32'. (**#3498**)
- **Customer display:** Fixed an issue so that restrictions are no longer shown on the Customer display for Customer Groups that do not have any restrictions. (**#3513**)
- **Dallas keys:** Fixed an issue in back office which meant it was possible to assign more than one Dallas key to a single cashier/waiter. (**#3214**)
- **Data transfer:** Fixed a bug with CCClient/CCServer data transfer - now, articles created on CCClient and published automatically are correctly transferred to CCServer. (**#3120**)
- **Data transfer:** Fixed issues with ECDataSDClientMega3 / ECDataSDServerMega3. The following tables now transfer correctly:
 - ComboLevelTable
 - ComboltemTable
 - ConsolidationPluTable
 - CustomerPriceGroupTable
 - FileKeymapTable

- FileKeymapRightTable
- FileModifierTable
- ModifierTable
- ModifierItemTable
- ModifierLevelTable
- ModifierPageTable
- ProfitCenterPriceGroupTable
- ProfitCenterPriceGroupsTable
- PriceListCustomerPriceGroupTable
- PriceGroupConditionsTable

(#3655)

- **EcEle:** Fixed an issue with the update of Modifydate on 'Sales' tables. It now works as it did in earlier versions (e.g. 1022-versions). **(#3091)**
- **Excise tax report:** Fixed an issue with Excise tax report so that it shows the correct information even when the processing of the transaction is in different months. **(#3008)**
- **Finvoice Invoices:** Fixed a bug in Finvoice Invoices where 0 sum rows were not being shown. **(#3043)**
- **Infrasec Fiscal:** Fixed a bug in back office (Parameters > Peripherals > Control unit) where some fields were incorrectly disabled when Infrasec was selected. **(#3318)**
- **Invoices:** Fixed an issue in Invoice Printing: if a secondary language was set for the customer, the printout of the invoice was always marked as a 'copy'. **(#2861)**
- **Invoices:** Fixed an issue so that articles with 'Don't print on receipt if price = 0' set and price of 0 are not printed on Invoices either. **(#3042)**
- **KDS:** Fixed a bug where two orders would be combined if the list of items in the first order was too long. **(#3393)**
- **KDS/Kitchen printing:** Fixed issues with printing/display of kitchen orders to both KDS and kitchen printers, when the KDS and printer are part of the same printing group. **(#3411)**
- **Pay at table:** Fixed an issue with 'Pay at table' sales, which when combined with Legs and currency set caused:
 - Currency to be incorrect on Pay at table receipts
 - Those sales being printed separately on some reports **(#2956)**
- **POS/REG:** Splitting a table with discount now creates the correct VAT calculation. Added new parameter setting: Guest check.Restrict splitting after discount = True/False.
 - If True, then it is necessary to first remove the discount from the table, then split it, and then add the discount back.
 - If it is not set or False, then the behaviour is the same as before. **(#2917)**
- **POS/REG:** Fixed a bug so that a Variable price article no longer goes to 0 price if the article was registered with an EAN and a customer was captured against the basket, and then that customer was removed. **(#2999)**

- **POS/REG:** Fixed an issue with transaction voids having incorrect totals on the receipt when using option "Void transaction and create new receipt in sales basket". (#3016)
- **POS/REG:** Fixed a bug which caused 'Overflow' error messages when entering a large (e.g. 7000) number as the number of Guests on a table and then using 'Delete line' on an article in the sales basket. (#3017)
- **POS/REG:** Deleting an empty open table by pressing a payment method now correctly deletes the table instead of adding multiple empty payment method rows to the table. (#3216)
- **POS/REG:** It is now longer possible to start a Stock function in REG and then add Financial transactions to it. Financial transactions are now blocked from being added to the Stock functions. (#3248)
- **POS/REG:** Fixed an issue which resulted in inconsistent receipt calculations if sub-total discounts are given before a campaign. (#3279)
- **POS/REG:** Fixed a bug where REG would become non-responsive if the cashier's automatic logout triggered while REG was minimized. (#3392)
- **POS/REG:** Payment method type #40 "Integrated card handling (Mobile App)" is now correctly blocked and disabled from being used in POS/REG. (#3407)
- **POS/REG:** Fixed an issue with button #121 (Articles - Remarks). The button no longer automatically adds a row to the sales basket if an assortment code is scanned. (#3495)
- **POS/REG (Light version):** It is now possible to enter ',' decimal separator in the Price field without having to first de-select and then re-select the field. (#3607)
- **Pricelists:** Fixed issues with Pricelists of type 'Online check':
 - Where the pricelist is activated through customer, then removing the customer no longer causes incorrect prices in certain cases.
 - Where connection issues occur to the site server, the price is correctly handled. (#3167)
- **Self-service:** Fixed refresh issues with self-service terminals when adding new terminals to manage via Self-service mode on Mobile App. (#3473)
- **Self-service (WCI):** When an error is returned by WCI and the self-service is in Payment > Coupons, the error message is now displayed. (#3389)
- **Service charge:** Fixed an issue so that Service Charge is no longer added as a row in the basket when using Stock functions. (#3450)
- **SFTP:** Fixed an issue with SFTP when trying to transfer multiple files, where only the last file in the list was being transferred. (#2361)
- **Stock:** Fixed a bug relating to Stock and existing parameter *Stock.Use only supplier item codes in order = True*. Now, if the same code is used as one Article's Supplier Item code and as another Article's EAN code, then adding that code in Stock > Order will no longer give error "Incorrect Supplier". Instead it will now correctly use the Article with the code on the Supplier. (#3020)
- **Stock:** The same stock functions (Goods received, Stock movement, Waste, "old" Inventory) can no longer be opened concurrently on multiple computers and confirmed multiple times. A check has been added at the point of confirmation and if it is found to have already been confirmed, a message is displayed: "The order is already confirmed". (#3262)
- **Tables (Guest Checks):** Fixed a bug so that if a table is emptied / closed on one terminal with the 'cancel receipt' button it no longer shows on other terminals with the incorrect colour as though it is still open. (#2997)

- **TOB (Total Order Board):** Fixed an issue with TOB where order statuses did not update when clicking on them. (**#3270**)
- **Winpos.Com.Interop:** When 'Remove old files' is selected in Winpos.Com.Interop it now also unregisters Winpos.Code.dll. Done to avoid situations where, for example, the daily password would not work for logins. (**#3273**)